



Unit

5

Story Time

Listen and point.







New Words

Listen and say. Write the missing letters.

1. i-e



b _ t _



n _ n _



k _ t _

2. ie



p _ _



t _ _



neckt _ _

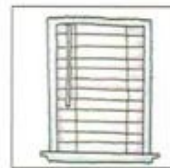
3. i



h _



cl _ mb



bl _ nd

4. y



fl _



cr _



sk _

Listen and say the chant.

See the **kite** and the **fly**
in the **bright blue sky**.





Practice

Listen and circle the word that names the picture.

| | | |
|--|--|--|
| 1.  | 2.  | 3.  |
| kit kite | skip sky | pin pine |
| 4.  | 5.  | 6.  |
| hit hi | sit site | cliff climb |
| 7.  | 8.  | 9.  |
| bit bite | pie pipe | crib cry |

Listen and write the words. Then find the stickers.

1. _____



2. _____





Activities

Listen and write the missing letters.



H__! This is my b__k__.

This is my k__t__.

I l__k__ to fl__ my k__t__.

I l__k__ to fl__ my k__t__ on my b__k__.

Match the words and pictures.

1. nine

2. kite

3. pie

4. tie

5. cry

•

•

•

•

•

•

•

•

•

•






Review

Tell four ways to make the long **i** sound.
Then find the stickers.



Point to the words you know.



Teacher's Comments







Unit

6

Story Time

Listen and point.







New Words

Listen and say. Write the missing letters.

1. **o-e**



b__n__



r__p__



r__b__

2. **oa**



s___p



b___t



c___t

3. **ow**



b___l



sn___



r___

Listen and say the chant.




Wear a **robe** or a **coat**
when you **row** your **boat**.











Practice

Listen and circle the word that names the picture.

| | | |
|--|--|---|
| 1.  | 2.  | 3.  |
| cot coat | not note | mop mope |

| | | |
|---|--|--|
| 4.  | 5.  | 6.  |
| row road | hole bowl | sop soap |

| | | |
|--|--|--|
| 7.  | 8.  | 9.  |
| rope robe | bat boat | bone stone |

Listen and write the words. Then find the stickers.

| | | | |
|-------------------|--------------------------|-------------------|--------------------------|
| 1. _____ _____ | <input type="checkbox"/> | 2. _____ _____ | <input type="checkbox"/> |
|-------------------|--------------------------|-------------------|--------------------------|



Activities

Listen and write the missing letters.



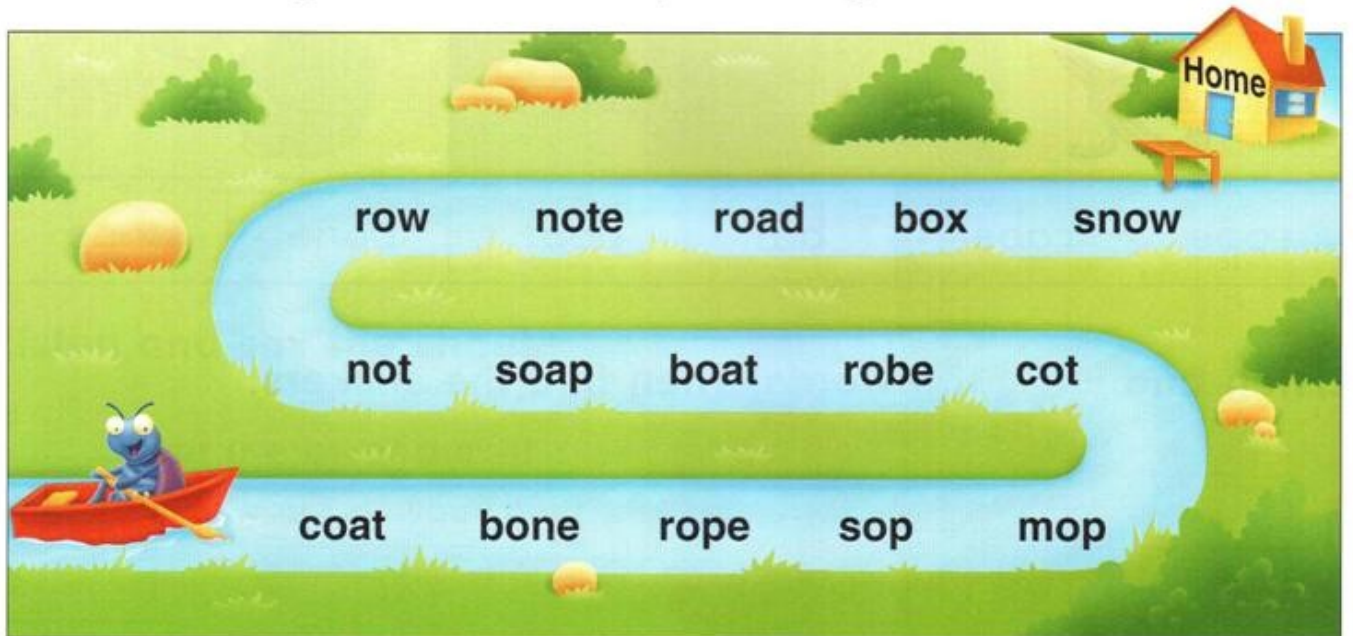
Hello! My name is R__s__.

Do you like my r__b__?

I am on a r__p__.

Now I can eat my b__n__!

Circle the long o words to help Mr. Bug row his boat home.






Review

Tell three ways to make the long **o** sound.
Then find the stickers.



Point to the words you know.



Teacher's Comments




Unit

7

Story Time

Listen and point.







New Words

Listen and say. Write the missing letters.

1. u-e



fl__t__



L__k__



pr__n__

2. ue



S__



bl__



gl__

3. ui



s__t



fr__t



j__ce


4. u-e



c__t__



m__l__



c__b__

Listen and say the chant.




Sue plays the flute
in her new blue suit.











Practice

Listen and circle the word that names the picture.

| | | |
|--|--|--|
| 1.  | 2.  | 3.  |
| cut cute | cub cube | luck Luke |

| | | |
|--|--|--|
| 4.  | 5.  | 6.  |
| Sue suit | June juice | blue glue |

| | | |
|---|--|--|
| 7.  | 8.  | 9.  |
| flat flute | prune press | flute fruit |

Listen and write the words. Then find the stickers.

1. _____

2. _____



Activities

Listen and write the missing letters.



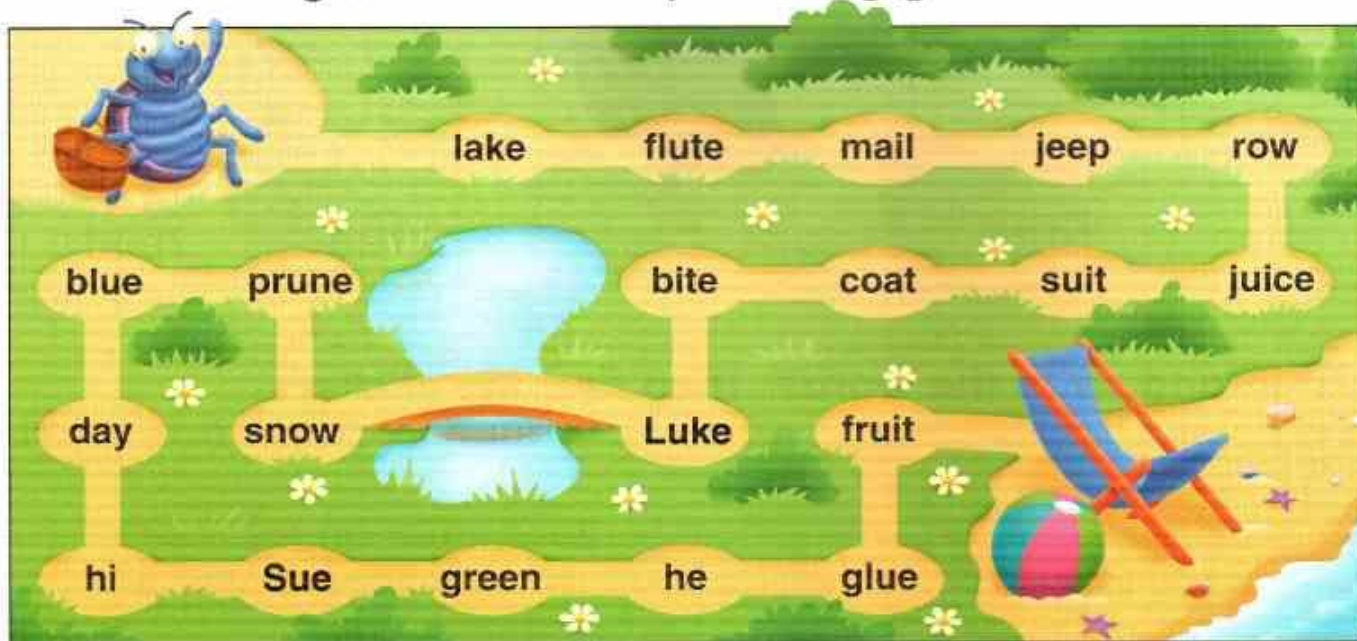
L__k__ has a c__t__ m__l__.

L__k__ and the m__l__ sit on a c__b__.

L__k__ and the m__l__ eat fr__t on the c__b__.

They drink j__ce on the c__b__, too.

Circle the long **u** words to help Mr. Bug get to the sea.





Review

Tell four ways to make the long **u** sound.
Then find the stickers.

Point to the words you know.



Teacher's Comments





Unit

8

Story Time

Listen and point.







New Words

Listen and say. Write the missing letters.

1. ar



___m



c___

2. er



farm___



sing___

3. ir



g___l



sk___t

4. ur



n___se



t___tle

5. or



f___k



h___se

Listen and say the chant.




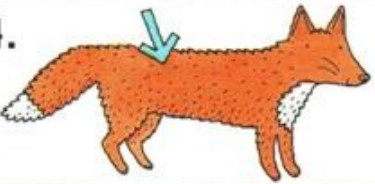





The **girl** on the **farm**
has a **bird** on **her arm**.





Practice

Listen and circle the word that names the picture.

| | | |
|--|---|---|
| <p>1.</p>  | <p>2.</p>  | <p>3.</p>  |
| <p>core car</p> | <p>farm firm</p> | <p>cone corn</p> |
| <p>4.</p>  | <p>5.</p>  | <p>6.</p>  |
| <p>fur for</p> | <p>fork far</p> | <p>stir star</p> |
| <p>7.</p>  | <p>8.</p>  | <p>9.</p>  |
| <p>pork park</p> | <p>bird board</p> | <p>farmer former</p> |

Listen and write the words. Then find the stickers.

1. _____

2. _____



Activities

Listen and write the missing letters.



The f___mer is at her f___m.

The n___se is in her c___.

The g___l is on her h___se.

They all meet at the f___m.

How many words can you say from start to finish?
Don't repeat any words! You can score up to 200 points.

| | | | | |
|-----------------|------------------|------------------|------------------|-------------------|
| +5 ar -2 | +10 er -5 | +10 or -5 | +10 ur -5 | +10 er -5 |
| +5 ir -2 | | | | +20 ir -10 |
| +5 ur -2 | | | | +20 ar -10 |
| +5 or -2 | | | | +20 or -10 |
| START | | | | FINISH |



Review

Say these letters and their sounds. Then find the stickers.



Point to the words you know.



Teacher's Comments