

Mario Herrera  
Christopher Sol Cruz



# BIG ENGLISH



irlanguage  
2ND EDITION  
WORKBOOK



# BIG ENGLISH



2ND EDITION  
WORKBOOK

## Contents

|                                     |                        |    |
|-------------------------------------|------------------------|----|
| 1                                   | In My Classroom .....  | 2  |
| 2                                   | My Games .....         | 12 |
| 3                                   | In My House .....      | 22 |
| <b>Checkpoint   Units 1-3</b> ..... |                        | 32 |
| 4                                   | In My Town .....       | 34 |
| 5                                   | My Dream Job .....     | 44 |
| 6                                   | My Day .....           | 54 |
| <b>Checkpoint   Units 4-6</b> ..... |                        | 64 |
| 7                                   | My Favorite Food ..... | 66 |
| 8                                   | Wild Animals .....     | 76 |
| 9                                   | Fun All Year .....     | 86 |
| <b>Checkpoint   Units 7-9</b> ..... |                        | 96 |
| <b>Extra Grammar Practice</b> ..... |                        | 98 |


این مجموعه با لوگوی مرجع زبان ایرانیان  
به صورت نشر بر خط و حامل به ثبت رسیده است.  
کپی برداری از آن خلاف شرع، قانون و اخلاق است و شامل پیگرد خواهد شد.

# 1

# In My Classroom

## Vocabulary

1 Listen and number.



2 Look at 1. Write.

cutting    gluing    listening    coloring    using    writing

- 1 They're coloring the picture.
- 2 She's \_\_\_\_\_ her name.
- 3 They're \_\_\_\_\_ to a story.
- 4 She's \_\_\_\_\_ shapes.
- 5 He's \_\_\_\_\_ the computer.
- 6 He's \_\_\_\_\_ shapes.



**3** Listen and sing. Then match and write.

a



b



## Here's My Classroom!

Look! Here's my classroom.  
And here are my friends!  
Peter, Sarah, and Timothy,  
Penny, Jack, and Jen!

Peter is **cutting paper**.  
Penny is **writing her name**.  
Sarah is listening to a story,  
And Jack is playing a game.

Timothy is **counting**.  
Jen is **gluing**.  
We have fun and learn a lot.  
What are your friends doing?

c



d



**4** Draw your classroom. Then say.




How did I do?



5 Read and write.

What's Maria Doing?



- 1 How many Marias are there in the class?  
There are \_\_\_\_\_ Marias.
- 2 What is one Maria doing?  
She's \_\_\_\_\_ and \_\_\_\_\_.
- 3 What is the other Maria doing?  
She's \_\_\_\_\_.



What do you like doing? Read and circle.

using the computer    writing    reading  
listening    cutting    gluing  
watching a movie    playing a game



## 6 Look and match. Then say.

1 What's she doing?  
She's listening to a story.

a



2 What are they doing?  
They're watching a movie.

b



3 What's he doing?  
He's gluing shapes.

c



## 7 Find the words. Circle.

coloring    counting    cutting    gluing  
listening    playing    using    writing

|   |   |   |   |   |   |   |   |   |   |
|---|---|---|---|---|---|---|---|---|---|
| e | s | d | x | d | g | d | v | m | c |
| m | i | n | g | i | l | u | r | e | o |
| n | g | a | t | f | a | s | g | k | u |
| g | o | p | l | a | y | i | n | g | n |
| c | o | l | o | r | i | n | g | e | t |
| u | n | g | t | u | n | g | l | d | i |
| t | g | o | i | f | g | a | u | g | n |
| t | l | i | s | t | e | n | i | n | g |
| i | s | w | r | i | t | i | n | g | a |
| n | p | a | e | n | t | t | g | i | t |
| g | i | f | o | i | a | s | f | n | o |


How did I do?



What's he/she **doing**? He's /She's **reading** a book.

What **are** they **doing**? They're **gluing** pictures.

## 8 Look and write.



are they (x2)   He's (x2)   She's   They're (x2)   What's he (x2)   What's she

- 1 What \_\_\_\_\_ doing? \_\_\_\_\_ listening.
- 2 \_\_\_\_\_ doing? \_\_\_\_\_ cutting.
- 3 \_\_\_\_\_ doing? \_\_\_\_\_ coloring.
- 4 What \_\_\_\_\_ doing? \_\_\_\_\_ playing a game.
- 5 \_\_\_\_\_ doing? \_\_\_\_\_ counting.



**9 Look and match.**

1



2



3



4



**a** gluing

**b** playing

**c** reading

**d** writing

**10 Look at 9. Write the answers.**

1 What are they doing?

They \_\_\_\_\_ a book.

2 What's he doing?

He \_\_\_\_\_ shapes.

3 What's she doing?

She \_\_\_\_\_ numbers.

4 What are they doing?

They \_\_\_\_\_ soccer.

How many pictures are there? **There's** one picture.

How many books are there? **There are** three books.

**11 Look at 8. Read and ✓.**

1 There are

one ball.

four backpacks.

2 There's

one ball.

four backpacks.

How did I do?





**12** Write the words and the number.

equals (x2)   minus   plus

1  +  =   
 6 pencils \_\_\_\_\_ 6 pencils \_\_\_\_\_  pencils

2  -  =   
 10 soccer balls \_\_\_\_\_ 5 soccer balls \_\_\_\_\_  soccer balls

<sup>21</sup>**13** Listen and read. Write + or -, =, and the number.

1         
 14 apples   minus   8 apples   equals    apples.

2         
 10 markers   plus   2 markers   equals    markers.

3         
 6 shapes   plus   8 shapes   equals    shapes.



14 Find and circle th.

ss                      f                      t                      wh  
 v                      ff                      th                      w  
 zz                      h                      ch                      z

15 Read and circle th.

1 bath                      2 path                      3 this                      4 that

16 Match the words with the same sounds.

- 1 they                      a thin
- 2 math                      b then

17 Listen and chant.

There are three crocodiles  
 Taking a bath.  
 They have thin mouths,  
 But big teeth!  
 Look out! Look out!



18 Read and match. Then say.

1 May I use the markers now?

2 Yes. Sit down, Mark. It's your turn.

3 It's fun taking turns!



19 Read and write.

fun Let's May now

Anita: \_\_\_\_\_ I use the computer \_\_\_\_\_?

Sam: Yes! \_\_\_\_\_ take turns.

Anita: OK. It's \_\_\_\_\_ taking turns!



**20 Look and write. Use the correct form of the verb.**

draw play sing use



- 1 What's she doing?  
She's \_\_\_\_\_ a song.
- 2 What are they doing?  
They're \_\_\_\_\_ a game.
- 3 What's he doing?  
He's \_\_\_\_\_ on the board.
- 4 What are they doing?  
They're \_\_\_\_\_ computers.

**21 Count and write. Use is or are.**

| Our Classroom |  |
|---------------|--|
| computer      |  |
| chairs        |  |
| boys          |  |
| girls         |  |
| teacher       |  |

- 1 There is 1 computer.
- 2 There \_\_\_\_\_ chairs.
- 3 There \_\_\_\_\_ boys.
- 4 There \_\_\_\_\_ girls.
- 5 There \_\_\_\_\_ teacher.



# 2

# My Games

## Vocabulary


1 Read and match. Then say.

1 kick a soccer ball



2 play basketball

3 skate



4 skateboard

5 ride a bike



6 play on the slide



<sup>35</sup>  
**2** Listen and sing. Then match.



## Come On and Play

We're playing on the playground.  
There are lots of games to play.  
Soccer, baseball, and basketball.  
What do you want to play today?



Paul likes to play on the swings.  
Vera likes to play on the slide.  
We all like to play hide-and-seeK.  
Are you ready to run and hide?



We're playing on the playground.  
It's always so much fun.  
Come on and play with us.  
We play with everyone!



**3** Draw. Then say.


### My Games

How did I do?




4 Read and write.

We Like to Play Together!




I like to play soccer. My sister likes to skateboard.



What does your brother like to do?

He likes to play volleyball.



We like to play together, too.

How can you do that?

- 1 What does Jamie like to do?  
He likes \_\_\_\_\_.
- 2 What does Jenny like to do?  
She likes \_\_\_\_\_.
- 3 What does Tony like to do?  
He likes \_\_\_\_\_.
- 4 What do they all like to do?  
They like \_\_\_\_\_.



Circle the odd one out.

مراجعة زبان ایرانیان




## 5 Follow the path. Count and write.

ten + ten + ten + ten  
= forty balls

1 fourty balls

 = 10 balls



2 \_\_\_\_\_

4 \_\_\_\_\_

3 \_\_\_\_\_

6 \_\_\_\_\_

5 \_\_\_\_\_

## 6 Look at 5. What do they like to do? Write.

jump    play baseball    ride her bike    skate    skateboard

- 1 They like to play baseball.      4 They like to \_\_\_\_\_.
- 2 He likes to \_\_\_\_\_.
- 3 She likes to \_\_\_\_\_.
- 5 She likes to \_\_\_\_\_.

How did I do?





What **does** he/she **like to do**? He/She **likes to skate**.

What **do** they **like to do**? They **like to play basketball**.

<sup>39</sup>**7** Write **do** or **does**. Then listen and match.

1 What \_\_\_\_\_  
he like to do?



2 What \_\_\_\_\_  
they like to do?



3 What \_\_\_\_\_  
she like to do?



4 What \_\_\_\_\_  
they like to do?



**8** Look at 7. Write the answers.

- 1 He \_\_\_\_\_ ride his bike.
- 2 They \_\_\_\_\_ skate.
- 3 She \_\_\_\_\_ read.
- 4 They \_\_\_\_\_ play hide-and-seek.




9 Look and write.

behind between in front of next to



Where are they?



- 1 Dan is \_\_\_\_\_ Julia.
- 2 Amy is \_\_\_\_\_ Zach and Mark.
- 3 Tess is \_\_\_\_\_ Pat.
- 4 Pat is \_\_\_\_\_ Tess.

10 Look at 5. Read and circle.

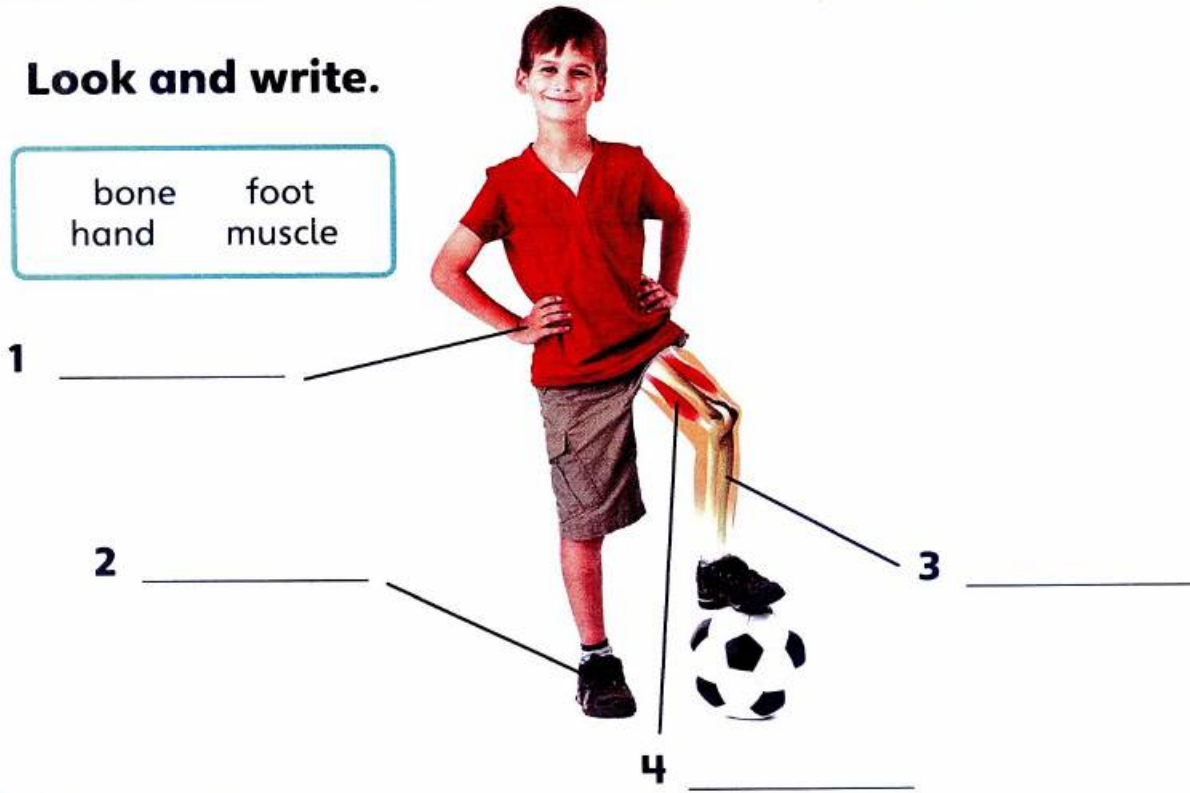
- 1 Pat likes to **skate** / skateboard.
- 2 Amy likes to play **soccer** / basketball.
- 3 Zach and Dan like to play **soccer** / **baseball**.
- 4 Julia likes to **jump** / ride her bike.

How did I do?




11 Look and write.

bone    foot  
hand    muscle



12 Listen and circle.



**13** Find and circle **ng** and **nk**.

n m nk l  
g k t ck  
gg ng mm h

**14** Read and circle **ng** and **nk**.

1 ring 2 pink 3 bang 4 ink

**15** Match the words with the same sounds.

1 wing a sink  
2 bank b sing

<sup>50</sup>**16** Listen and chant.

Sing a song about a king.  
Thank you! Thank you!  
He has a big, pink ring  
And big, blue wings.  
Thank you! Thank you!



17 Read and match.

1



Always wear a helmet and knee pads.

2



Always put one leg on each side.

3



Always sit down.

4



Always keep your feet in front of you.

a



b



c



d



18 Look and write. Where is Milo?

behind between  
in front of next to



1 \_\_\_\_\_



2 \_\_\_\_\_



3 \_\_\_\_\_



4 \_\_\_\_\_

52  
19

Listen and match. Then write.

- 1 What does Terry like to do? She likes \_\_\_\_\_.
- 2 What does Pete like to do? He likes \_\_\_\_\_.
- 3 What does Sarah like to do? She likes \_\_\_\_\_.
- 4 What does Mario like to do? He likes \_\_\_\_\_.

How did I do?




# 3

# In My House

## Vocabulary

مرکز زبان ایرانیان

1 Look and write. Then match.



2 Look at 1. What's in the rooms? Write.

1 There's a \_\_\_\_\_, a \_\_\_\_\_, and a \_\_\_\_\_ in the bedroom.

2 There's a \_\_\_\_\_, a \_\_\_\_\_, and a \_\_\_\_\_ in the kitchen.



58  
3

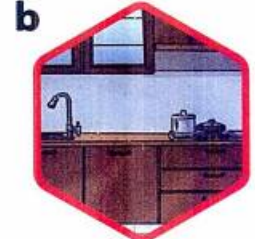
Listen and sing. Circle the pictures from the song.

## Where Are My Keys?

1 Where are my keys, Mom?  
Your keys are on the chair.  
The chair? Which **chair**?  
There are chairs everywhere!



2 There's a chair in the living room  
And one in the **bedroom**, too.  
There are chairs in the dining room.  
I don't know which chair. Do you?



3 Your keys are where you left them.  
Put on your glasses and see.  
They're on the chair **behind** you.  
My keys are there! Silly me!



4 Look in your house. Count and write the number.

- 1 There are \_\_\_\_\_ chairs in the living room.
- 2 There are \_\_\_\_\_ chairs in the bedroom.
- 3 There are \_\_\_\_\_ chairs in the kitchen.
- 4 There are \_\_\_\_\_ chairs in the dining room.


How did I do?





5 Read and circle.

A family visit



- 1 The boys are Jamie's **brothers** / **cousins**.
- 2 The boys' mother is Jamie's **aunt** / **uncle**.
- 3 The boys are in the **bedroom** / **kitchen**.
- 4 The TV is in the **kitchen** / **living room**.

**THINK BIG**

Count and write the numbers.



How many cousins do you have?




How many aunts do you have?




How many uncles do you have?






62 **6** Listen and match.

1  a 

2  b  f 

3  c  g 

4  d  h 

A dashed blue line connects the woman in image 1 to the keys in image a, and the man in image 2 to the bedroom text box f.

How did I do?



Where's the TV? **It's** on the table.

Where **are** the chairs? **They're** in the living room.

## 7 Follow and write.

It's (x2)    They're (x2)    Where's (x2)    Where are (x2)

1 Where's the table?  
It's next to  
the couch.

2 \_\_\_\_\_ my keys?  
\_\_\_\_\_ behind  
the chair.

3 \_\_\_\_\_ his shoes?  
\_\_\_\_\_ on the chair.

4 \_\_\_\_\_ the oven?  
\_\_\_\_\_ next to  
the sink.



My mother's phone is on the dresser.

Ben's keys are on the table.

### 8 Look and write. Use 's.



They're \_\_\_\_\_ glasses.



It's \_\_\_\_\_ phone.




It's \_\_\_\_\_ computer.



It's \_\_\_\_\_ bike.

### 9 Read the puzzles. Look at 8. Then write.



1 It's behind the table, next to the chair. What is it?

It's her brother's bike.

2 It's on the table, between the lamp and the bike. What is it?

\_\_\_\_\_

3 They're on the chair behind the kite. What are they?

\_\_\_\_\_

4 It's on the dresser, next to the backpack. What is it?

\_\_\_\_\_

How did I do?



**10** Write the names of the objects. Then write **old** or **new**.

bike    computer    fridge    lamp    phone    TV



\_\_\_\_\_

\_\_\_\_\_



\_\_\_\_\_

\_\_\_\_\_



\_\_\_\_\_

\_\_\_\_\_



\_\_\_\_\_

\_\_\_\_\_



\_\_\_\_\_

\_\_\_\_\_



\_\_\_\_\_

\_\_\_\_\_

**11** Listen and read. Match with the old objects in 10.

- 1 It's nearly 2,000 years old. It needs oil in it. The oil burns.
- 2 Today we put them in our backpacks. But you can't put this one in your backpack. It needs a big room!
- 3 It's very big, but the screen is very small.
- 4 It has two wheels – a big wheel and a small wheel. When you ride it, you sit on the big wheel. It's fun!



12 Find and circle oo.

a o ee u  
 oo i oa ue  
 oe ow ou ea

13 Read and circle oo.

1 moon 2 book 3 zoo 4 foot

14 Match the words with the same sounds.

1 food a look  
 2 good b cool

15 Listen and chant.

Look in my cookbook.  
 The food is good!  
 The food is cool!



<sup>72</sup>**16** Listen and number. Then say.



I put my dirty dishes in the sink.



I put my dirty clothes in the washing machine.



I put my toys in the toy box.

**17** Look at 16. Find and write the words.


- 1 \_\_\_\_\_
- 2 \_\_\_\_\_
- 3 \_\_\_\_\_

xbo yot

niks

ngihsaw hcamein

**18** How do you keep your bedroom neat? Draw and write.




I \_\_\_\_\_.



## 19 Look and write.

bathtub bed chair couch fridge lamp oven sink



## 20 Look at 19. Match.

- |                         |   |
|-------------------------|---|
| 1 Where's the oven?     | a They're in the dining room.           |
| 2 Where's the bathtub?  | b It's in the kitchen next to the sink. |
| 3 Where are the chairs? | c It's in the bathroom.                 |

## 21 Look at 19. Write.

- What's in the kitchen?  
There's a \_\_\_\_\_ and an \_\_\_\_\_.
- What's in the bathroom?  
There's a \_\_\_\_\_ and a \_\_\_\_\_.





1 Look, find, and number.



THINK BIG



MY CLASSROOM

2 Read and find. Circle the activities in the picture.

**At your school:**


What do you do on the playground and in the classroom?

**In your house:**

What do you have in your bedroom?

3 Think big, look, and draw.


One thing is in the bedroom, in the classroom, and on the playground. What is it?



4 In Your Classroom

Work in groups and share.

- 1 cutting paper
- 2 gluing shapes
- 3 using a computer




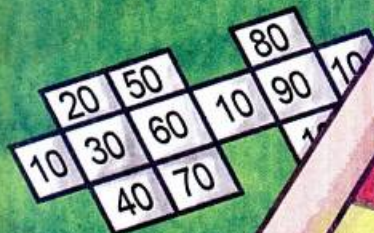

## MY GAMES

- 4 play on the seesaw
- 5 play on the slide
- 6 play on the swings

## MY HOUSE

- 7 a bed
- 8 a closet
- 9 a lamp

irlanguage



# 4

# In My Town

## Vocabulary

### 1 Look and match.

1 train station



2 movie theater



3 bank



4 restaurant



5 supermarket





Listen and sing. Circle the places on the map.

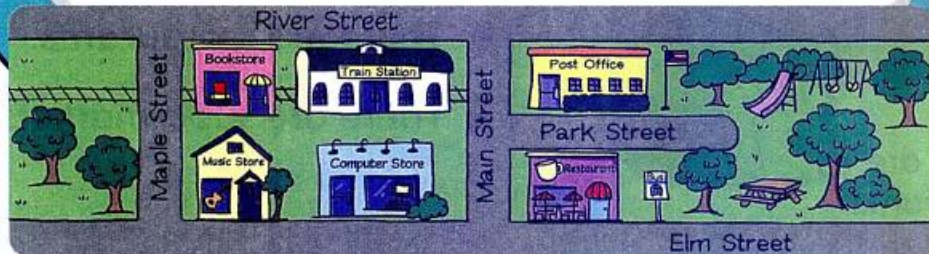
## Maps Are Great!

Where's the **bookstore**?  
I want to buy a book.  
Here, I have a map.  
Come on. Let's take a look!

The bookstore is on River Street.  
It isn't far from us.  
Do you want to walk there?  
No, thanks! Let's take the **bus**!

I want to mail a letter, too.  
Is there a **post office**, do you know?  
I'm looking at the map. Yes, there is.  
It's near the bookstore. Come on. Let's go.

Maps are really great.  
I use them every day.  
In town or out of town,  
They help me find my way!



### 3 What's in your town? Check (✓).



- bookstore       post office       bus stop  
 gas station       computer store

How did I do?



## 4 Read and ✓.

### Is There a Bookstore?



What kind of shops are there?

- 1 There's a bookstore.
- 2 There's a movie theater.
- 3 There's a computer store.
- 4 There are restaurants.
- 5 There are supermarkets.



What is there in your town? Read and circle.

bank    supermarket    movie theater  
restaurant    train station



84  
5

Listen and follow the path.



6 Look at 5. Write.

Where do they go?

1 post office

3 \_\_\_\_\_

5 \_\_\_\_\_

2 \_\_\_\_\_

4 \_\_\_\_\_

How did I do?



I/We/They/You **want to** mail a letter. He/She **wants to** go to the park.

## 7 Look and write **want to** or **wants to**.



me



Amy



Lisa



my brother

- 1 I \_\_\_\_\_ eat pizza.
- 3 Lisa \_\_\_\_\_ buy a computer.

- 2 Amy \_\_\_\_\_ go to the supermarket.
- 4 My brother \_\_\_\_\_ mail a letter.

## 8 Write.

the bookstore,  
the movie  
theater



the gas station,  
the bank

I want to go \_\_\_\_\_

\_\_\_\_\_.

I \_\_\_\_\_

\_\_\_\_\_.

Mom wants to \_\_\_\_\_

\_\_\_\_\_.

She \_\_\_\_\_

\_\_\_\_\_.



Is there a post office near here? Yes, **there is**.

Is there a bank on Elm Street? No, **there isn't**.

**9** Draw. Add a post office and a bookstore.



**10** Look at 9. Write **Yes, there is** or **No, there isn't**.

1 Is there a bus stop on Pine Street?

Yes, there is

2 Is there a train station on Pine Street?

\_\_\_\_\_

3 Is there a supermarket next to the post office?

\_\_\_\_\_

4 Is there a movie theater between the post office and the bookstore?

\_\_\_\_\_

5 Is there a gas station near the bus stop?

\_\_\_\_\_

How did I do?





## 11 Look, read, and write.

bike boat bus train

1 In London, some children go to school by \_\_\_\_\_.



2 In Mexico City, many children go to school by \_\_\_\_\_.



3 In Bangkok, many children go to school by \_\_\_\_\_.



4 In Beijing, many children go to school by \_\_\_\_\_.



## 12 Listen, read, and write.

bike canals fast ground without




There are a lot of <sup>1</sup> \_\_\_\_\_ in Bangkok. Sunan goes to school by boat.

Lars and his friends live in Amsterdam. They go to school by <sup>2</sup> \_\_\_\_\_, on bike streets. Bike streets are safe streets <sup>3</sup> \_\_\_\_\_ cars.



In Mexico City, there a lot of cars on the street. Carmen goes to school by bus because it's <sup>4</sup> \_\_\_\_\_. Her school is near a bus stop.



Sophia goes to school under the <sup>5</sup> \_\_\_\_\_. There are 468 subway stations in New York! Sophia's apartment is near a station.



13 Find and circle ai and oa.

i oo a ou  
ai au oe o  
eu oa ie oi

14 Read and circle ai and oa.

1 rain 2 coat 3 train 4 boat

15 Match the words with the same sounds.

1 road a wait  
2 tail b soap

16 Listen and write ai and oa. Then chant.

Wear a <sup>1</sup>c\_\_\_\_\_t  
To <sup>2</sup>s\_\_\_\_\_l the <sup>3</sup>b\_\_\_\_\_t!  
Drive the <sup>4</sup>tr\_\_\_\_\_n  
In the <sup>5</sup>r\_\_\_\_\_n!



**17** Read, look, and circle.

**1** I **look** / **don't look** left, then right, then left again before I cross the street.

a



b



**2** I wait for the **blue** / **green** man.

c



**3** I **always** / **never** cross at the crosswalk.

**18** Find and write the words.

R S O C S  
 ↓ ↓ ↓  
 □ R O □ S

A S Y L E F  
 ↓ ↓ ↓ ↓  
 S □ □ E □ □ !



## 19 Write **want to** or **wants to**. Then match.

- 1 We \_\_\_\_\_ buy fruit.
  - 2 She \_\_\_\_\_ go by train.
  - 3 You \_\_\_\_\_ go to the bookstore.
  - 4 He \_\_\_\_\_ buy gas.
- a There's a bookstore behind the supermarket.
  - b There's a gas station near Park Street.
  - c There's a supermarket on Elm Road.
  - d There's a train station on London Road.

## 20 Read, look, and circle.

- 1 In Mexico City, many children go to school by **bus** / **boat**.
- 2 In Beijing, many children go to school by **train** / **bike**.
- 3 In London, many children go to school by **boat** / **train**.
- 4 In Bangkok, many children go to school by **boat** / **bike**.



## 21 Look at 19. Write **Yes, there is** or **No, there isn't**.

- 1 Is there a supermarket on Park Street?  
\_\_\_\_\_
- 2 Is there a train station on London Road?  
\_\_\_\_\_



# 5

# My Dream Job

## Vocabulary

1 Find, circle, and match.



pilot



vet



doctor



artist



singer



actor

|   |   |   |   |   |   |   |
|---|---|---|---|---|---|---|
| a | p | e | o | c | k | a |
| d | s | i | n | g | e | r |
| o | p | b | l | d | w | t |
| c | i | v | r | o | t | i |
| t | s | i | e | d | t | s |
| o | v | p | r | t | s | t |
| r | h | a | c | t | o | r |

2 Look and circle.



1 chef / writer



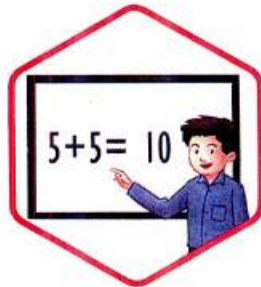
2 athlete / dancer



**3** Listen and sing. Then write.



pilot



teacher

## Hey, What Do You Want to Be?

Hey, what do you want to be?  
You have to choose just one.  
There are so many different jobs.  
I want one that is fun!

I want to be a <sup>1</sup> \_\_\_\_\_  
And an athlete, too.  
Or maybe a <sup>2</sup> \_\_\_\_\_.  
What about you?

I want to be an <sup>3</sup> \_\_\_\_\_,  
And I want to be a vet.  
I want to be a <sup>4</sup> \_\_\_\_\_, too.  
Then I can fly a jet!

**Chorus**



actor



dancer

**4** Write and draw.

I want to be a / an

\_\_\_\_\_.



How did I do?



# Story

## 5 Read and circle.

### Dream Jobs!



- 1 Jenny wants to be a **singer** / **writer**.
- 2 Dan wants to be a **writer** / **singer**.
- 3 Jenny and Dan are talking to their **friend** / **teacher**.

## 6 Read the story again. What do they like to do? Match.

- 1 eat
- 2 dance
- 3 sing
- 4 write



Read and circle. I like music. I want to be  
a \_\_\_\_\_ and a \_\_\_\_\_.

chef      dancer      singer      writer



## 7 Read and write.

to draw    to fly    to sing    to write

1



What do you want to be?

I want to be a singer.  
I like \_\_\_\_\_.



2



What do you want to be?

I want to be an artist.  
I like \_\_\_\_\_.



3



What do you want to be?

I want to be a pilot.  
I like \_\_\_\_\_.



4




What do you want to be?

I want to be a writer.  
I like \_\_\_\_\_.



## 8 What do you like to do? Write and draw.

I like \_\_\_\_\_  
\_\_\_\_\_.



How did I do?





What **do** you **want to be**?

I **want to be** an actor.

What **does** he/she **want to be**?

He/She **wants to be** a doctor.

## 9 Look, match, and write.

1 What do you want to be?



a I like to act.

I \_\_\_\_\_ an actor.

2 What \_\_\_\_\_ you \_\_\_\_\_?



b I like to cook.

I \_\_\_\_\_ to be a chef.

3 What \_\_\_\_\_?



c I like to dance.

I \_\_\_\_\_.

4 What \_\_\_\_\_?



d I like animals.

I \_\_\_\_\_.

## 10 Look and write.

1



\_\_\_\_\_?

She wants to be a dancer.

2



\_\_\_\_\_?

He wants to be a teacher.

3



\_\_\_\_\_?

She wants to be a doctor.

4



\_\_\_\_\_?

He wants to be an athlete.



**11** Look and write.



1 What does she want to be?

\_\_\_\_\_

2 What does he want to be?

\_\_\_\_\_

3 What does she want to be?

\_\_\_\_\_

4 What does he want to be?

\_\_\_\_\_

**12** Read and match. Then write.

to cook    to run

1 What does he want to be?

a She wants to be a chef.  
She likes \_\_\_\_\_.

2 What does she want to be?

b He wants to be an athlete.  
He likes \_\_\_\_\_.

How did I do?



**13** Look and write.

farmer    hairdresser    server



1 \_\_\_\_\_ 2 \_\_\_\_\_ 3 \_\_\_\_\_

**104**  
**14**

**Read and write. Then listen and check.**

cut    grows    makes    sells    takes

Goods are products. People produce goods: a farmer <sup>1</sup> \_\_\_\_\_ food, and a carpenter <sup>2</sup> \_\_\_\_\_ a table. People also buy and sell goods. Food, books, clothes, and houses are goods.

Some people don't produce goods. They provide services. Hairdressers <sup>3</sup> \_\_\_\_\_ your hair. Nurses take care of you. These are services.

A restaurant provides goods and services. It <sup>5</sup> \_\_\_\_\_ goods – food and drink. It also provides a service when the server <sup>6</sup> \_\_\_\_\_ the food to the tables.



15 Find and circle **ar**, **er**, and **or**.

e ur or r  
a er ee o  
ar ir i ae

16 Read and circle **ar**, **er**, and **or**.

1 arm 2 corn 3 teacher 4 car

17 Match the words with the same sounds.

1 singer a for  
2 born b art  
3 cart c letter

18 Listen and write **ar**, **er**, and **or**. Then chant.

I want to be a <sup>1</sup>sing \_\_\_\_\_  
<sup>2</sup>\_\_\_\_\_ an artist painting <sup>3</sup>\_\_\_\_\_t.  
 I want to be a <sup>4</sup>teach\_\_\_\_\_  
 Or a farmer with a <sup>5</sup>c\_\_\_\_\_t!



How did I do?



**19** Look, write, and match.

1 I like art.

a



I want to be a

\_\_\_\_\_.

2 I like science.

b



I want to be an

\_\_\_\_\_.

3 I like math.

c



I want to be a

\_\_\_\_\_.

4 I like music.

d



I want to be a

\_\_\_\_\_.

**20** Find and write the sentences.

1 **math. I like** \_\_\_\_\_

2 **I be to a want teacher.** \_\_\_\_\_

3 **I art. like** \_\_\_\_\_

4 **writer. want a to be I** \_\_\_\_\_



# Review

**21** Look and write. What do they want to be?

actor    artist    chef    dancer    teacher    vet

ACROSS →

3



5



6



DOWN ↓



1



2



4



**22** Write. What do you want to be? Why?

---



---

How did I do?




# 6

# My Day

## Vocabulary

**1** Listen and ✓. Then write.



**2** Read, draw, and say.



one o'clock



ten o'clock



118  
3

Listen and sing. Look at the pictures. Then number in order.

### What Time Is It?



Tick, tock. It's seven o'clock.  
Time to **get up** and get dressed.  
I want to stay in bed,  
But it's time to brush my teeth!

Tick, tock. It's eight o'clock.  
At nine o'clock, I **start school**.  
I eat my breakfast and get my  
books.

I love school, it's cool!

Tick, tock. It's three o'clock.  
There's no more school today.  
I do my homework, and I **go out**.  
And there's my friend to play.

Now it's evening, and it's eight  
o'clock,

And it's time to **go to bed**.  
I watch TV and read my book.  
Time to sleep now, good night!



### 4 Look at 3. Write.

- 1 I get up at \_\_\_\_\_.
- 2 I start school at \_\_\_\_\_.
- 3 I go out at \_\_\_\_\_.
- 4 I go to bed at \_\_\_\_\_.

How did I do?





5 Read. Then write in order.

Max's Day



- 1 \_\_\_\_\_
- 2 \_\_\_\_\_
- 3 \_\_\_\_\_
- 4 \_\_\_\_\_
- 5 \_\_\_\_\_

Max comes home.

Max eats.

Max gets up.

Max goes out.

Max sleeps again.



How many hours do I sleep?  
I go to bed at \_\_\_\_\_ in the evening.  
I get up at \_\_\_\_\_ in the morning.  
I sleep for \_\_\_\_\_ hours.





## Listen and write.

1 get up: 7:00

2 start school:

3 finish school:

4 go out:

5 watch TV:

6 go to bed:



## 7 Look at 6. Write.

- 1 When do you get up?
- 2 When do you start school?
- 3 When do you finish school?
- 4 When do you go out?
- 5 When do you watch TV?
- 6 When do you go to bed?

I get up at seven o'clock.

I start school at \_\_\_\_\_.

I finish school at \_\_\_\_\_.

I do homework at \_\_\_\_\_.

I eat dinner at \_\_\_\_\_.

I go to bed at \_\_\_\_\_.



How did I do?



When **does** he/she **get up**?

He/She **gets up** at 6:00.

When **do** you/they **go to bed**?

I/They **go to bed** at 8:00.

When **does** the movie **start**?

It **starts** at 7:00.

8

**Read and circle. Then draw and write the time.**

- 1 When **do** / **does** she play soccer?  
She **play** / **plays** soccer at 4:00.



4:00

- 2 When **do** / **does** he watch TV?  
He **watch** / **watches** TV at 5:00.



- 3 When **do** / **does** you eat lunch?  
I **eat** / **eats** lunch at 1:00.



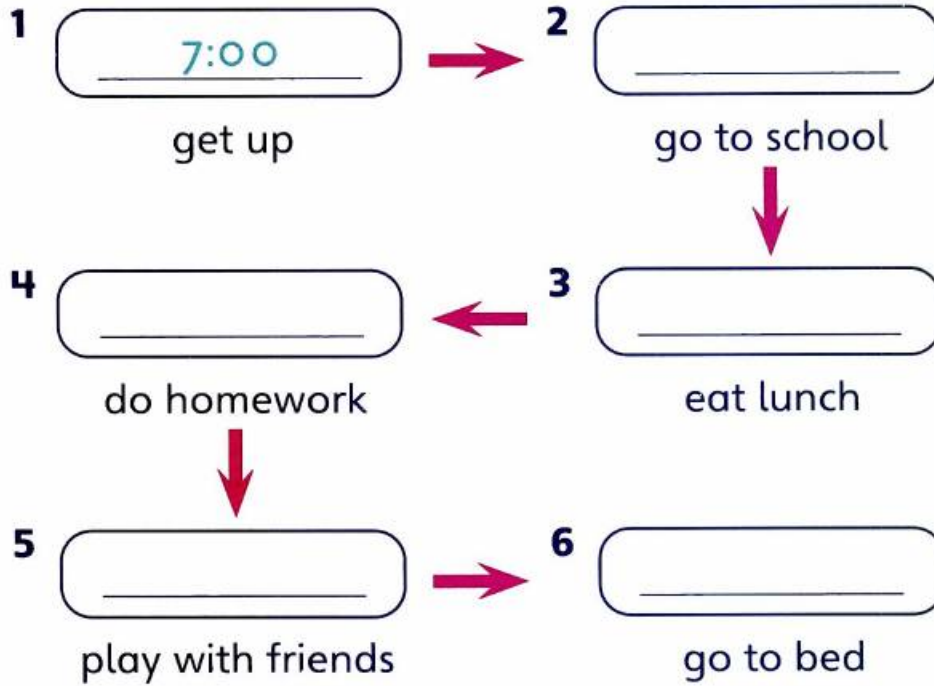
- 4 When **do** / **does** they get up?  
They **get** / **gets** up at 7:00.



- 5 When **do** / **does** the bus come?  
The bus **come** / **comes** at 10:00.



**9 Write about you. Add the times.**



**10 Look at 9. Write.**

- When do you get up?  
I get up at 7:00.
- When do you go to school?  
\_\_\_\_\_
- When do you do eat lunch?  
\_\_\_\_\_
- When do you do homework?  
\_\_\_\_\_
- When do you play with friends?  
\_\_\_\_\_
- When do you go to bed?  
\_\_\_\_\_

How did I do?



**11** Are these ways to tell the time new or old?  
Write **new** or **old**.

- |                |       |               |       |
|----------------|-------|---------------|-------|
| 1 candle clock | _____ | 2 clock       | _____ |
| 3 hourglass    | _____ | 4 phone       | _____ |
| 5 sundial      | _____ | 6 water clock | _____ |
| 7 watch        | _____ |               |       |

**12** Read and write. Then listen and check.

candle cups height hourglass sand shadow sundial water



This is a <sup>1</sup>\_\_\_\_\_ clock. When it burns, it gets shorter. The <sup>2</sup>\_\_\_\_\_ of the candle tells you the time. You can use this clock in the day and the night.

An <sup>3</sup>\_\_\_\_\_ uses sand to tell the time.

The <sup>4</sup>\_\_\_\_\_ falls from the top to the bottom.



A <sup>5</sup>\_\_\_\_\_ clock uses water to tell the time.

It works like an hourglass. It has two <sup>6</sup>\_\_\_\_\_.

The water falls from one cup to the other.

A <sup>7</sup>\_\_\_\_\_ uses the sun to tell the time.

The sun makes a shadow on the sundial. The

<sup>8</sup>\_\_\_\_\_ tells the time.



**13** Find and circle **ch, tch, and sh.**

c      ss      th      sh  
 t      k      ch      h  
 tch      s      tt      sc

**14** Read and circle **ch, tch, and sh.**

1 ship    2 chin    3 witch    4 fish    5 rich

**15** Match the words with the same sounds.

- |         |         |
|---------|---------|
| 1 match | a shop  |
| 2 chip  | b watch |
| 3 dish  | c lunch |

**16** Listen and write **ch, tch, and sh.** Then chant.

Watch the <sup>1</sup>wi\_\_\_\_,  
 She's having <sup>2</sup>lun\_\_\_\_!  
 Fries and <sup>3</sup>fi\_\_\_\_  
 From a <sup>4</sup>di\_\_\_\_!



**17** School starts at 8:00. Help Anna get to school on time. Follow the paths and choose 😊 or ☹️.

**a**



She gets up at six o'clock.

She eats breakfast at seven o'clock.

She gets to school at eight o'clock.

**b**




She gets her backpack ready the night before school.

She brushes her teeth at nine o'clock.

She gets to school at ten o'clock.

**18** How do you get to school on time? Check (✓) and draw one step.

- I get up early on school days.
- I get dressed quickly and eat breakfast.
- I get my backpack ready the night before school.
- I always get to school on time.

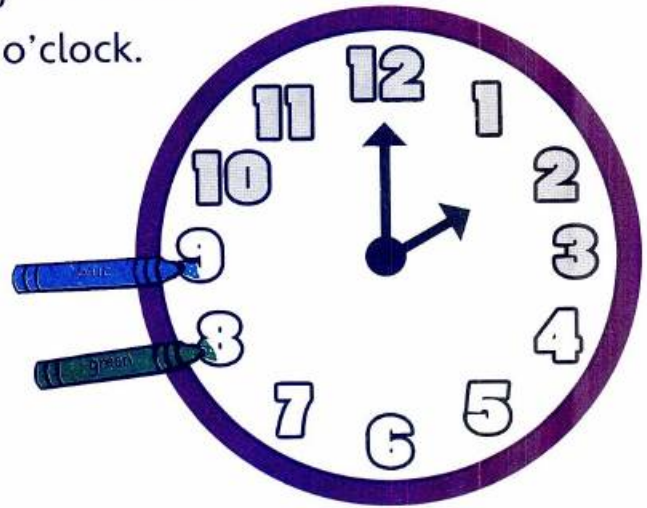


# Review

## 19 Write the words. Then color the times.

brushes – **green** finishes – **brown** o'clock – **orange**  
school – **blue** six – **purple** homework – **red**

- 1 I start \_\_\_\_\_ at nine o'clock.
- 2 He \_\_\_\_\_ his teeth at eight o'clock.
- 3 The movie \_\_\_\_\_ at five o'clock.
- 4 I do my \_\_\_\_\_ at four o'clock.
- 5 She reads a book at seven \_\_\_\_\_.
- 6 They eat chicken and salad at \_\_\_\_\_ o'clock.



## 20 Look and learn.



- 1 When \_\_\_\_\_ they eat lunch?  
They \_\_\_\_\_ lunch at \_\_\_\_\_.



- 2 When \_\_\_\_\_ she brush her teeth?  
She \_\_\_\_\_ her teeth at \_\_\_\_\_.




- 3 When \_\_\_\_\_ he go to bed?  
He \_\_\_\_\_ to bed at \_\_\_\_\_.

How did I do?





1 Look, find, and number. 

**THINK  
BIG**

 **MY TOWN**


- 1 bus stop
- 2 computer store
- 3 supermarket

2 Mark is visiting a small town. What can he do? Look at the town and ✓.


**Mark's To-do List**

- |   |  |
|---|--|
| <input type="checkbox"/> buy a book         | <input type="checkbox"/> mail a letter |
| <input type="checkbox"/> go to a restaurant | <input type="checkbox"/> buy fruit     |
|   | <input type="checkbox"/> watch a movie |

3 Think and draw. In the town, there isn't a \_\_\_\_\_.



4 Use the list in 2. Write a paragraph about Mark's day. Write a title.



## DREAM JOBS

- 4 artist
- 5 doctor
- 6 athlete

## MY DAY

- 7 brush teeth
- 8 get up
- 9 go to bed



irlanguage

# 7

# My Favorite Food

## Vocabulary

1 Look and match.

12

11

10

9

8

7

6

5

4

3

2

1

a bananas      b carrots      c cheese  
 d apples      e yogurt      f potatoes  
 g strawberries      h chicken      i spaghetti  
 j lemonade      k pineapple      l tomatoes

2 Look and write.



I like \_\_\_\_\_ and \_\_\_\_\_.  
 I don't like \_\_\_\_\_.



138  
3

Listen and sing. Match and write.



## Let's Eat Lunch!

It's twelve o'clock.

Let's eat lunch!

I have some bananas.

We can eat a bunch!

Do you like tomatoes?

I like tomatoes. I really do.

What about potatoes?

I like potatoes, too. Do you?

Carrots and corn,

Chicken and cheese,

I like them all.

Can I have more, please?

Have some lemonade

And a sandwich, too.

You and I can share some pie.

I like eating lunch with you.



4 Write and draw.

What do you want?

I want \_\_\_\_\_.





How did I do?



5 Read. Then circle **T** for true or **F** for false.

## Do You Like Fruit?



- |                               |   |   |
|-------------------------------|---|---|
| 1 It's six o'clock.           | T | F |
| 2 Dan and Jamie want a snack. | T | F |
| 3 Dan likes bananas.          | T | F |
| 4 Jamie doesn't like bananas. | T | F |
| 5 Dan likes pineapple.        | T | F |



Circle the fruit.

- |          |         |         |
|----------|---------|---------|
| carrots  | chicken | bananas |
| potatoes | oranges | apples  |
|          | yogurt  |         |



142  
6

What do you like? Listen and circle.

1 a



b



2 a



b



3 a




b



7 Look and write.

1



I like \_\_\_\_\_

\_\_\_\_\_

I don't like \_\_\_\_\_

2



I like \_\_\_\_\_

I don't like \_\_\_\_\_

\_\_\_\_\_

3




I like \_\_\_\_\_

\_\_\_\_\_

I don't like \_\_\_\_\_

4



I like \_\_\_\_\_

I don't like \_\_\_\_\_

\_\_\_\_\_

How did I do?



|                                 |  |
|---------------------------------|--|
| <b>Do you like</b> fruit?       | Yes, I <b>do</b> . I like apples and bananas.<br>No, I <b>don't</b> . I like cheese.                                   |
| <b>Do they like</b> vegetables? | Yes, they <b>do</b> . They like carrots and potatoes.<br>No, they <b>don't</b> . They like fruit.                      |
| <b>Does he/she like</b> fruit?  | Yes, he/she <b>does</b> . He/She likes pineapple and strawberries.<br>No, he/she <b>doesn't</b> . He/She likes yogurt. |

## 8 Look and circle.

1



**Do / Does** she like strawberries?

Yes, she **do / does**.

2



**Do / Does** he like tomatoes?

No, he **don't / doesn't**.

3



**Do / Does** they like corn?

Yes, they **do / does**.

## 9 Match. Then write.

1 Do you like chicken?

a 😊 Yes, he \_\_\_\_\_.

2 Do they like tomatoes?





















b 😞 No, I \_\_\_\_\_.

3 Does he like yogurt?

c 😊😊 Yes, they \_\_\_\_\_.



**10** Look and write.

|       |  |  |  |  |
|-------|---|---|---|---|
| Suki  |  |  |  |  |
| Ruben |  |  |  |  |
| Mary  |  |  |  |  |
| You   |  |  |  |  |

 = like  
 = doesn't like

- 1 Does Suki like carrots? Yes, she does.
- 2 \_\_\_\_\_ Ruben \_\_\_\_\_ chicken? \_\_\_\_\_.
- 3 \_\_\_\_\_ Mary \_\_\_\_\_ potatoes? \_\_\_\_\_.
- 4 \_\_\_\_\_ Mary and Ruben \_\_\_\_\_ yogurt?  
\_\_\_\_\_.
- 5 \_\_\_\_\_ you \_\_\_\_\_ yogurt? \_\_\_\_\_.



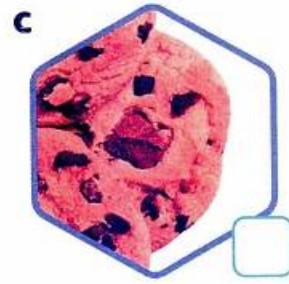

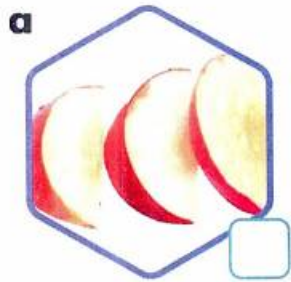
**11** Read and circle. Then answer for you.

- 1 Does your **mom** / **friend** / **brother** like vegetables?  
\_\_\_\_\_
- 2 Do your **parents** / **friends** / **brothers** like fruit?  
\_\_\_\_\_
- 3 Does your **dad** / **friend** / **sister** like spaghetti?  
\_\_\_\_\_





**12** Are the snacks healthy or unhealthy? Put a ✓ or a ✗.



**13** Read and write. Then listen and check.

healthy    labels    salt    sugar    unhealthy

Some foods are healthy and good for our body. Some snacks are <sup>1</sup>\_\_\_\_\_ because they have too much sugar, fat, or salt in them.

<sup>2</sup>\_\_\_\_\_ in cookies and candy makes us fatter and is bad for our teeth.

Too much fat also makes us fatter. Too much fat and salt is bad for our heart. Chocolate has a lot of fat in it, and chips have a lot of <sup>3</sup>\_\_\_\_\_ in them.

Always read the <sup>4</sup>\_\_\_\_\_ on snacks and choose only <sup>5</sup>\_\_\_\_\_ snacks.



14 Find and circle ee and ie.

e ai i ie  
 ey a ee ea  
 oi ar u ei

15 Read and circle ee and ie.

1  2  3  4

16 Match the words with the same sounds.

1 lie                      a feet  
 2 see                     b cried

150  17 Listen and write the words. Then chant.

"1 \_\_\_\_\_ the 2 \_\_\_\_\_!"  
 3 \_\_\_\_\_ the 4 \_\_\_\_\_.  
 "5 \_\_\_\_\_ the 6 \_\_\_\_\_!"  
 7 \_\_\_\_\_ the 8 \_\_\_\_\_.



How did I do? 

18 Look and circle.

😊 = healthy  
😞 = unhealthy



salad



chips



cookies



carrots



chocolate



apples



19 Find and write the sentences.

1 one Just please. cookie,

\_\_\_\_\_

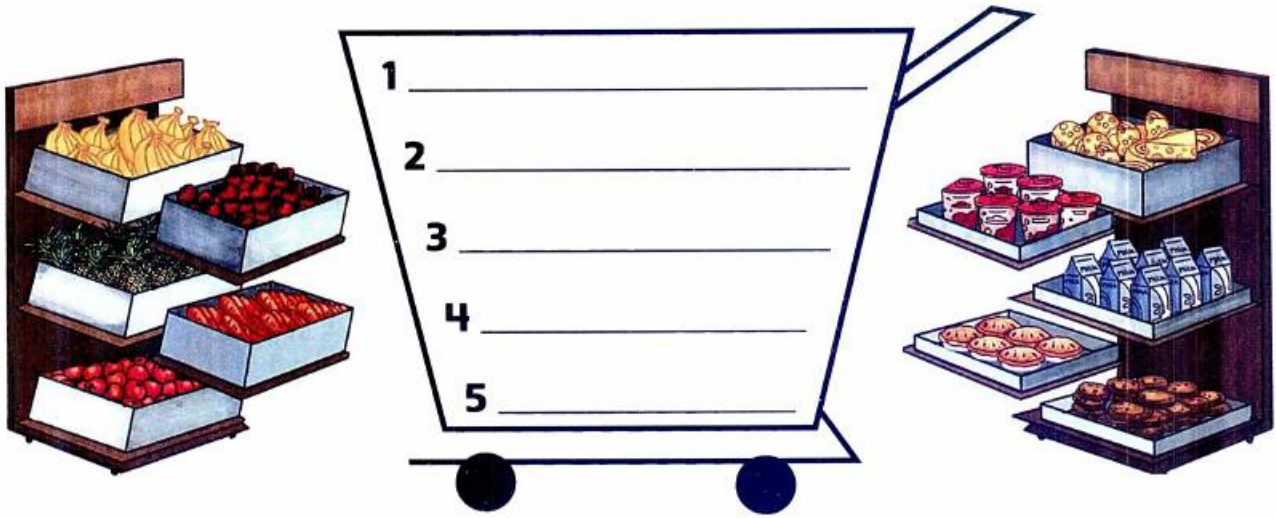


2 thanks. No me, chips for

\_\_\_\_\_



20 What do you like? Look and write five foods.



21 Look and write.

1



Does he like bananas?  
Yes, \_\_\_\_\_.



2



He \_\_\_\_\_ carrots.  
He \_\_\_\_\_ cheese.



3



Does she like chicken?  
No, \_\_\_\_\_.  
She \_\_\_\_\_ yogurt.



4



They \_\_\_\_\_ cheese.  
They \_\_\_\_\_ chicken.




# 8

# Wild Animals

## Vocabulary

### 1 Look and write.

cheetahs   giraffes   hippos   kangaroos  
monkeys   polar bears   zebras



### 2 Look and match.

1 crocodile   2 elephant   3 cheetah   4 peacock





Listen and sing. Write the words.

### To the Zoo!



I really like animals!  
Do you like them, too?  
That's why I'm so happy.  
We're going to the zoo!

A<sup>1</sup> \_\_\_\_\_ can jump.  
A<sup>2</sup> \_\_\_\_\_ can jump, too.  
Crocodiles can chase and swim.  
And you, what can you do?

A<sup>3</sup> \_\_\_\_\_ can't fly or jump up high.  
An<sup>4</sup> \_\_\_\_\_ can't climb trees.  
Fish can't run, and hippos can't fly.  
Come and see them.  
Oh, yes, please!



Now it's time to say goodbye  
To every animal here.  
But we can come back  
And see them every year!



kangaroo



elephant



monkey



giraffe



What animals do you like seeing at the zoo?

\_\_\_\_\_


\_\_\_\_\_

How did I do?



## 5 Read and circle.

## Monkeys Are Great!



- 1 **Monkeys / Hippos** can climb trees.
- 2 **Monkeys / Hippos** can eat a lot of food.
- 3 **Monkeys / Hippos** can jump.
- 4 **Monkeys / Hippos** have big mouths.
- 5 **Jamie / Jenny** can eat a lot.

Where can you see these animals? Think and write.

**THINK  
BIG**

cow      crocodile      dog      duck      elephant  
giraffe      sheep      zebra

**Zoo**

**Farm**



167  
**6**

**Listen. Write and match.**

elephant kangaroo lion monkey



monkey

**a** claws



**b** trunk



**c** tail



**d** pouch

**7**

**Draw an animal. Then write answers.**



- 1 What is it? \_\_\_\_\_
- 2 Can it climb trees? \_\_\_\_\_
- 3 Can it fly? \_\_\_\_\_
- 4 Does it have a tail? \_\_\_\_\_

How did I do?





**Can** a kangaroo jump? Yes, it **can**.

**Can** an elephant jump? No, it **can't**.

**Can** kangaroos jump? Yes, they **can**.

**Can** elephants jump? No, they **can't**.


## 8 Read and answer. Follow the correct path to the zoo.





## 9 Match and write. Use **can** or **can't**.


1  Can a giraffe swim?

a  Yes, they \_\_\_\_\_.

2  Can monkeys climb trees?

b  Yes, it \_\_\_\_\_.

3  Can a cheetah chase animals?

c  No, it \_\_\_\_\_.



**10** Look at the chart. Write questions and answers.

|               | run | jump | climb trees | catch animals |
|---------------|-----|------|-------------|---------------|
| 1 giraffes    | yes | no   | no          | no            |
| 2 polar bears | yes | yes  | yes         | yes           |
| 3 hippos      | yes | no   | no          | no            |
| 4 cheetahs    | yes | yes  | yes         | yes           |
| 5 zebras      | yes | yes  | no          | no            |
| 6 kangaroos   | no  | yes  | no          | no            |

1 Can giraffes \_\_\_\_\_ run?  
Yes \_\_\_\_\_, they can \_\_\_\_\_.

2 \_\_\_\_\_ jump?  
 \_\_\_\_\_, they \_\_\_\_\_.

3 \_\_\_\_\_ climb trees?  
 \_\_\_\_\_, they \_\_\_\_\_.

4 \_\_\_\_\_ catch animals?  
 \_\_\_\_\_, they \_\_\_\_\_.

5 \_\_\_\_\_ run?  
 \_\_\_\_\_, they \_\_\_\_\_.

6 \_\_\_\_\_ climb trees?  
 \_\_\_\_\_, they \_\_\_\_\_.



How did I do?



**11 Read and write.**

- 1 Tigers live in the \_\_\_\_\_.
- 2 Fish live in the \_\_\_\_\_.
- 3 A lizard lives in the \_\_\_\_\_.
- 4 A deer lives in the \_\_\_\_\_.

desert  
forest  
jungle  
ocean

**12 Listen, read, and match.**



1 It's hot, and it rains a lot. Monkeys, birds, butterflies, and tigers live here. \_\_\_\_\_



2 It's cool and dark in the forest, and there are a lot of trees. \_\_\_\_\_



3 Lizards and snakes live here. There aren't many plants because it's very dry. \_\_\_\_\_



4 The ocean covers 71% of the planet. Many kinds of fish live in the ocean. \_\_\_\_\_

- a About 6% of the planet is desert.
- b Deer, raccoons, and foxes live here, too.
- c Whales and seals also live in the salty water.
- d The jungle covers only 2% of the planet, but 50% of all plants and animals live here.



13 Find and circle **ou** and **ow**.

u a ow w  
 oo ou o v  
 e oe au uo

14 Read and circle **ou** and **ow**.

1 you 2 owl 3 soup 4 cow

15 Match the words with the same sounds.

1 down a route  
 2 group b town

16 Listen and write the words. Then chant.

An <sup>1</sup> \_\_\_\_\_ went  
<sup>2</sup> \_\_\_\_\_ to <sup>3</sup> \_\_\_\_\_  
 To see a <sup>4</sup> \_\_\_\_\_ of  
<sup>5</sup> \_\_\_\_\_ drinking  
<sup>6</sup> \_\_\_\_\_.




172  
17

Look, listen, and write.


smart strong beautiful amazing



1 I like peacocks.  
They're so \_\_\_\_\_.



2 Monkeys are so \_\_\_\_\_.



3 Giraffes are \_\_\_\_\_.  
Their necks are so long.



4 Elephants are very \_\_\_\_\_.

18 Find and write the describing words.

1 \_\_\_\_\_ z a a m n g i  
2 \_\_\_\_\_ a m s t r  
3 \_\_\_\_\_ f l u t i u e b a  
4 \_\_\_\_\_ o g n t s r



## 19 Look and write.

ACROSS →

3



5



6



DOWN ↓


1



2



4



## 20 Write. Then match the questions with the answers.

- |                               |                    |
|-------------------------------|--------------------|
| 1 _____ a monkey climb trees? | a No, they _____.  |
| 2 _____ parrots fly?          | b Yes, it _____.   |
| 3 _____ a peacock swim?       | c Yes, they _____. |
| 4 _____ snakes run?           | d No, it _____.    |

How did I do?





# Fun All Year

## Vocabulary

### 1 Number the months in order.

| April |     |     |     |     |     |     |
|-------|-----|-----|-----|-----|-----|-----|
| SUN   | MON | TUE | WED | THU | FRI | SAT |
| 1     | 2   | 3   | 4   | 5   | 6   | 7   |
| 8     | 9   | 10  | 11  | 12  | 13  | 14  |
| 15    | 16  | 17  | 18  | 19  | 20  | 21  |
| 22    | 23  | 24  | 25  | 26  | 27  | 28  |
| 29    | 30  |     |     |     |     |     |

| January |     |     |     |     |     |     |
|---------|-----|-----|-----|-----|-----|-----|
| SUN     | MON | TUE | WED | THU | FRI | SAT |
| 1       | 2   | 3   | 4   | 5   | 6   | 7   |
| 8       | 9   | 10  | 11  | 12  | 13  | 14  |
| 15      | 16  | 17  | 18  | 19  | 20  | 21  |
| 22      | 23  | 24  | 25  | 26  | 27  | 28  |
| 29      | 30  | 31  |     |     |     |     |

| May |     |     |     |     |     |     |
|-----|-----|-----|-----|-----|-----|-----|
| SUN | MON | TUE | WED | THU | FRI | SAT |
|     | 1   | 2   | 3   | 4   | 5   |     |
| 6   | 7   | 8   | 9   | 10  | 11  | 12  |
| 13  | 14  | 15  | 16  | 17  | 18  | 19  |
| 20  | 21  | 22  | 23  | 24  | 25  | 26  |
| 27  | 28  | 29  | 30  | 31  |     |     |

| August |     |     |     |     |     |     |
|--------|-----|-----|-----|-----|-----|-----|
| SUN    | MON | TUE | WED | THU | FRI | SAT |
|        | 1   | 2   | 3   | 4   |     |     |
| 5      | 6   | 7   | 8   | 9   | 10  | 11  |
| 12     | 13  | 14  | 15  | 16  | 17  | 18  |
| 19     | 20  | 21  | 22  | 23  | 24  | 25  |
| 26     | 27  | 28  | 29  | 30  | 31  |     |

| July |     |     |     |     |     |     |
|------|-----|-----|-----|-----|-----|-----|
| SUN  | MON | TUE | WED | THU | FRI | SAT |
| 1    | 2   | 3   | 4   | 5   | 6   | 7   |
| 8    | 9   | 10  | 11  | 12  | 13  | 14  |
| 15   | 16  | 17  | 18  | 19  | 20  | 21  |
| 22   | 23  | 24  | 25  | 26  | 27  | 28  |
| 29   | 30  | 31  |     |     |     |     |

| November |     |     |     |     |     |     |
|----------|-----|-----|-----|-----|-----|-----|
| SUN      | MON | TUE | WED | THU | FRI | SAT |
|          | 1   | 2   | 3   |     |     |     |
| 4        | 5   | 6   | 7   | 8   | 9   | 10  |
| 11       | 12  | 13  | 14  | 15  | 16  | 17  |
| 18       | 19  | 20  | 21  | 22  | 23  | 24  |
| 25       | 26  | 27  | 28  | 29  | 30  |     |

| December |     |     |     |     |     |     |
|----------|-----|-----|-----|-----|-----|-----|
| SUN      | MON | TUE | WED | THU | FRI | SAT |
|          | 1   |     |     |     |     |     |
| 2        | 3   | 4   | 5   | 6   | 7   | 8   |
| 9        | 10  | 11  | 12  | 13  | 14  | 15  |
| 16       | 17  | 18  | 19  | 20  | 21  | 22  |
| 23       | 24  | 25  | 26  | 27  | 28  | 29  |
| 30       | 31  |     |     |     |     |     |

| June |     |     |     |     |     |     |
|------|-----|-----|-----|-----|-----|-----|
| SUN  | MON | TUE | WED | THU | FRI | SAT |
|      | 1   | 2   |     |     |     |     |
| 3    | 4   | 5   | 6   | 7   | 8   | 9   |
| 10   | 11  | 12  | 13  | 14  | 15  | 16  |
| 17   | 18  | 19  | 20  | 21  | 22  | 23  |
| 24   | 25  | 26  | 27  | 28  | 29  | 30  |

| October |     |     |     |     |     |     |
|---------|-----|-----|-----|-----|-----|-----|
| SUN     | MON | TUE | WED | THU | FRI | SAT |
|         | 1   | 2   | 3   | 4   | 5   | 6   |
| 7       | 8   | 9   | 10  | 11  | 12  | 13  |
| 14      | 15  | 16  | 17  | 18  | 19  | 20  |
| 21      | 22  | 23  | 24  | 25  | 26  | 27  |
| 28      | 29  | 30  | 31  |     |     |     |

| February |     |     |     |     |     |     |
|----------|-----|-----|-----|-----|-----|-----|
| SUN      | MON | TUE | WED | THU | FRI | SAT |
|          | 1   | 2   | 3   | 4   |     |     |
| 5        | 6   | 7   | 8   | 9   | 10  | 11  |
| 12       | 13  | 14  | 15  | 16  | 17  | 18  |
| 19       | 20  | 21  | 22  | 23  | 24  | 25  |
| 26       | 27  | 28  |     |     |     |     |

| March |     |     |     |     |     |     |
|-------|-----|-----|-----|-----|-----|-----|
| SUN   | MON | TUE | WED | THU | FRI | SAT |
|       | 1   | 2   | 3   |     |     |     |
| 4     | 5   | 6   | 7   | 8   | 9   | 10  |
| 11    | 12  | 13  | 14  | 15  | 16  | 17  |
| 18    | 19  | 20  | 21  | 22  | 23  | 24  |
| 25    | 26  | 27  | 28  | 29  | 30  | 31  |

| September |     |     |     |     |     |     |
|-----------|-----|-----|-----|-----|-----|-----|
| SUN       | MON | TUE | WED | THU | FRI | SAT |
|           | 1   |     |     |     |     |     |
| 2         | 3   | 4   | 5   | 6   | 7   | 8   |
| 9         | 10  | 11  | 12  | 13  | 14  | 15  |
| 16        | 17  | 18  | 19  | 20  | 21  | 22  |
| 23        | 24  | 25  | 26  | 27  | 28  | 29  |
| 30        |     |     |     |     |     |     |

### 2 Read and write the months.

1 This month has five letters.  
This month is before April.

\_\_\_\_\_

2 This month has six letters.  
This month is after July.

\_\_\_\_\_

3 This month has eight letters.  
This month is between  
October and December.

\_\_\_\_\_





**Listen and sing. Then write.**

## I Like July!

<sup>1</sup> \_\_\_\_\_ is my favorite month.  
I like <sup>2</sup> \_\_\_\_\_, too.  
I'm happy and on vacation,  
There is so much to do!



I also like <sup>3</sup> \_\_\_\_\_.  
That's when I start school.  
I'm so excited, aren't you?  
My friends will be there, too!



I don't like <sup>4</sup> \_\_\_\_\_.  
It's very, very cold.  
But then it is my birthday, too.  
This year, I'm eight years old!



August

July

December

September



**What month do you like? Write. Then circle how many days it has.**

| S  | M  | T  | W  | T  | F  | S  |
|----|----|----|----|----|----|----|
|    |    | 1  | 2  | 3  | 4  | 5  |
| 6  | 7  | 8  | 9  | 10 | 11 | 12 |
| 13 | 14 | 15 | 16 | 17 | 18 | 19 |
| 20 | 21 | 22 | 23 | 24 | 25 | 26 |
| 27 | 28 | 29 | 30 | 31 |    |    |

How did I do?





## 5 Read and write.

### Fun in August!



1 Jenny's favorite month is \_\_\_\_\_.

3 Dan \_\_\_\_\_ goes on vacation in the winter.



2 Jenny \_\_\_\_\_ goes on vacation in December.

4 It's too \_\_\_\_\_ in the winter.



What do you do in December?

I always \_\_\_\_\_ in December.

I never \_\_\_\_\_ in December.



182  
6

**Listen. Then circle and match.**

1 Mother's Day is in **May / March.**

Mom wants to go to  
**the park / the beach.**

2 Father's Day is in **June / July.**

Dad always goes to a  
**baseball / basketball** game.

3 Children's Day is in

**October / November.**

They want to visit their  
**cousins / friends.**


4 Grandparents' Day is in  
**September / December.**

Grandma wants to  
**skateboard / see a movie.**

5 Molly's birthday is in

**January / June.**

She always **has a party /**  
**eats cookies.**



How did I do?



|                                      |   |
|--------------------------------------|---|
| What does he/she do in January?      | He/She <b>always</b> has a New Year's party in January.         |
| What do they do in the spring?       | They <b>always</b> play baseball in the park.                   |
| Do you go on vacation in the winter? | No, I/we don't. I/We <b>never</b> go on vacation in the winter. |

## 7 Look at the calendar. Then read and circle.

1 Do they have a New Year's party in June?  
No, they **always** / **never** have a New Year's party in June.

2 What do they do in June?  
They **always** / **never** visit their cousins in June.

3 What do they celebrate in June?  
They **always** / **never** celebrate Father's Day in June.

4 Do they have Billy's birthday party in June?  
No, they **always** / **never** have his birthday party in June.  
It isn't Billy's birthday.

### June

| Sun                | Mon | Tues | Wed | Thur                   | Fri | Sat                 |
|--------------------|-----|------|-----|------------------------|-----|---------------------|
|                    |     |      |     | 1                      | 2   | 3                   |
| 4                  | 5   | 6    | 7   | 8                      | 9   | 10<br>Visit Cousins |
| 11                 | 12  | 13   | 14  | 15<br>Sally's Birthday | 16  | 17                  |
| 18<br>Father's Day | 19  | 20   | 21  | 22                     | 23  | 24<br>Beach         |
| 25                 | 26  | 27   | 28  | 29                     | 30  |                     |

## 8 Answer about you. Write and circle.

Do you go on vacation in June?

\_\_\_\_\_, I \_\_\_\_\_. I **always** / **never** go on vacation in June.



**9** Look and write **always** or **never**.

Hi, I'm Julia. I always skate on ice in the winter.



|        | winter           | spring             | summer           | fall                     |
|--------|------------------|--------------------|------------------|--------------------------|
| always | <br>skate on ice | <br>have a party   | <br>swim         | <br>visit my cousins     |
| never  | <br>ride my bike | <br>go on vacation | <br>go to school | <br>celebrate New Year's |

- What does she do in the winter?  
She \_\_\_\_\_ rides her bike. She \_\_\_\_\_ skates on ice.
- What does she do in the spring?  
She \_\_\_\_\_ has a party. She \_\_\_\_\_ goes on vacation.
- What does she do in the summer?  
She \_\_\_\_\_ swims. She \_\_\_\_\_ goes to school.
- What does she do in the fall?  
She \_\_\_\_\_ celebrates New Year's. She \_\_\_\_\_ visits her cousins.

**10** Choose a season. Then answer about you.

What do you do in the \_\_\_\_\_?  
I always \_\_\_\_\_. I never \_\_\_\_\_.



**11** Read and match for you.

In my country,

- 1 December and January are
- 2 April and May are
- 3 July and August are
- 4 September and October are

- a in the spring.
- b in the summer.
- c in the fall.
- d in the winter.

<sup>184</sup>**12** Listen, circle, and match.

- 1 On May Day, children in England hold **wishes** / **ribbons** and dance around a **tree** / **pole**.
- 2 In February and March, there are carnivals in Italy. People wear masks and throw small pieces of paper called **bamboo** / **confetti**.
- 3 The Mid-Autumn Festival in China happens when the **star** / **moon** is very big. Children wear **ribbons** / **costumes** and eat mooncakes.
- 4 In the summer, people in Japan celebrate Tanabata, the star festival. They **hang** / **wear** wishes on a bamboo **ribbon** / **wish** tree.







**13** Write the alphabet in the correct order.

Aa    \_\_\_    \_\_\_    \_\_\_ d    \_\_\_    F \_\_\_    \_\_\_    \_\_\_ h    I \_\_\_




Q \_\_\_    \_\_\_    O \_\_\_    \_\_\_    M \_\_\_    \_\_\_    \_\_\_ k    \_\_\_

\_\_\_    \_\_\_    \_\_\_ t    \_\_\_    V \_\_\_    \_\_\_    \_\_\_ x    Y \_\_\_    \_\_\_

**14** Listen and write the letters and words. Then chant.



  A, B, C, <sup>1</sup>\_\_\_, E, <sup>2</sup>\_\_\_, G.  

I can see an ant and a <sup>3</sup>\_\_\_.  
What can you see?



 H, I, <sup>4</sup>\_\_\_, K, L, <sup>5</sup>\_\_\_, N, O, <sup>6</sup>\_\_\_.  

I can see a <sup>7</sup>\_\_\_\_\_ and some ink. What can you see?

Q, <sup>8</sup>\_\_\_, S, T, <sup>9</sup>\_\_\_, V.

 I can see a <sup>10</sup>\_\_\_\_\_ and a snake.  What can you <sup>11</sup>\_\_\_\_\_?

W, <sup>12</sup>\_\_\_, Y, and <sup>13</sup>\_\_\_.

 <sup>14</sup>\_\_\_\_\_ yellow wolves and  a <sup>15</sup>\_\_\_\_\_ are what I see!

How did I do?



**15** Read, look, and match.

- 1 In the spring, he rides his bike.
- 2 In the summer, she likes to swim.
- 3 In the fall, they rake leaves.
- 4 In the winter, they skate on ice.



**16** Find and write the words. Then match each season with the months in your country.

1 t n r e w i \_\_\_\_\_

2 r p s g n i \_\_\_\_\_

3 l a f l \_\_\_\_\_

4 m r e u s m \_\_\_\_\_

a December, January, February

b March, April, May

c June, July, August

d September, October, November



## 17 Complete the dialog.

always    Do    don't  
never    What

**Maria:** 1 \_\_\_\_\_ do you do in the winter?

**Peter:** We 2 \_\_\_\_\_ skate on ice.

**Maria:** We always visit our cousins in the winter.

We 3 \_\_\_\_\_ skate on ice.

**Peter:** 4 \_\_\_\_\_ you swim at the beach in the summer?

**Maria:** No, we don't. We 5 \_\_\_\_\_ swim at the beach in the summer. We always go to the swimming pool and eat ice cream!

## 18 Draw and write about you.

1 What do you always do in the fall?

---

---

---

2 What do you never do in the spring?

---

---

---



How did I do?





1 Look, find, and number. 🔍

THINK BIG

🔍 FOOD

2 Look at 1 and write. Add one food word, one animal word, and one month word.

- 1 carrots
- 2 cheese
- 3 bananas
- \_\_\_\_\_

3 Look at the table, think, and circle one food in red:

What do you like to eat for lunch?

4 Look at the table, think, and circle one food in blue:


What do you never eat for lunch?

5 Look, think, and circle in green.

There's a hat on an elephant. That's silly. What other silly things can you see?

6 In Your Classroom

Work in groups and share.



## ANIMALS

- 4 zebra
- 5 elephant
- 6 giraffe
- \_\_\_\_\_

## MONTHS

- 7 summer month
- 8 winter month
- 9 fall month
- \_\_\_\_\_



# Extra Grammar Practice

|                                     |                                   |
|-------------------------------------|-----------------------------------|
| What's he/she <b>doing</b> ?        | He's/She's <b>reading</b> a book. |
| What <b>are</b> they <b>doing</b> ? | They're <b>gluing</b> pictures.   |

## 1 Circle the correct form of the verb. Then match.



- |   |                             |
|---|-----------------------------|
| 1 What <b>is</b> / <b>are</b> he doing?   | a She's coloring.           |
| 2 What <b>is</b> / <b>are</b> they doing? | b They're watching a movie. |
| 3 What <b>is</b> / <b>are</b> she doing?  | c He's counting.            |

|                              |                               |
|------------------------------|-------------------------------|
| How many pictures are there? | <b>There's</b> one picture.   |
| How many books are there?    | <b>There are</b> three books. |

## 2 Look and write. Use **There's** or **There are**.

- 1 \_\_\_\_\_ one teacher.
- 2 \_\_\_\_\_ one book.
- 3 \_\_\_\_\_ nine students.



# Extra Grammar Practice

What **does** he/she **like to do**?      He/She **likes to skate**.

What **do** they **like to do**?      They **like to play basketball**.

## 1 Read and circle.

- 1 What **do / does** he like to do?  
He **like / likes** to play basketball.
- 2 What **do / does** they like to do?  
They **like / likes** to play hide-and-seek.
- 3 What **do / does** she like to do?  
She **like / likes** to jump.



## 2 Look and write the question. Then write the answer.

listen use



What \_\_\_\_\_ doing?  
He \_\_\_\_\_ the computer.



What \_\_\_\_\_ doing?  
They \_\_\_\_\_  
to music.

How did I do?




## Extra Grammar Practice

Where's the TV?      **It's** on the table.

Where **are** the chairs?      **They're** in the living room.

### 1 Look and write **Where's** or **Where are**.



- 1 \_\_\_\_\_ the keys?      2 \_\_\_\_\_ the phone?  
3 \_\_\_\_\_ the soccer ball?      4 \_\_\_\_\_ the skates?

### 2 Look at 1. Answer the questions.

- 1 \_\_\_\_\_ in the bedroom.      2 \_\_\_\_\_ on the bed.  
3 \_\_\_\_\_ in the bathtub.      4 \_\_\_\_\_ next to the  
chair.

My mom's phone is on the dresser.      Ben's keys are on the table.

### 3 Read and circle.

- Where are **Mom** / **Mom's** keys?
- My **cousins** / **cousin's** are riding their bikes.
- Emily** / **Emily's** bedroom is next to the bathroom.
- Joes** / **Joe's** clothes are in the closet.



# Extra Grammar Practice

I/We/They/You **want to** mail a letter. He/She **wants to** go to the park.

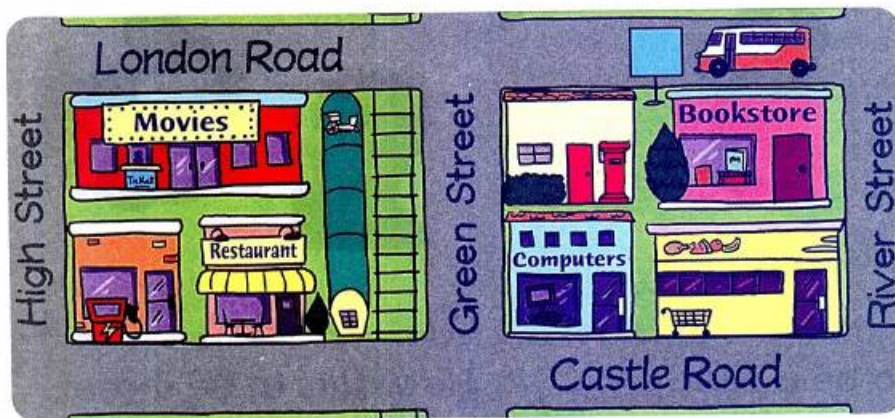
## 1 Read and circle.

- 1 I **want** / **wants** to buy a book.
- 2 My aunt and uncle **want** / **wants** to go to the computer store.
- 3 Julia **want** / **wants** to mail a letter.
- 4 He **want** / **wants** to eat.

Is there a post office near here? Yes, **there is**.

Is there a bank on Elm Street? No, **there isn't**.

## 2 Look and write.



1 **A:** Is there a bookstore on High Street?

**B:** \_\_\_\_\_

3 **A:** \_\_\_\_\_  
a movie theater near the train station?

**B:** \_\_\_\_\_

2 **A:** Is there a computer store on River Street?

**B:** \_\_\_\_\_

4 **A:** Let's eat.  
\_\_\_\_\_ a restaurant near here?

**B:** Yes, \_\_\_\_\_.

How did I do?



# Extra Grammar Practice

What **do** you **want to be**?

I **want to be** an actor.

What **does** he/she **want to be**?

He/She **wants to be** a doctor.

## 1 Look and write.

1



What does he want to be?

He \_\_\_\_\_.

2



What does she want to be?

She \_\_\_\_\_.

3



\_\_\_\_\_?

She wants to be a pilot.

4



\_\_\_\_\_?

He wants to be a chef.

5



\_\_\_\_\_?

He \_\_\_\_\_.

6



What do you want to be?

\_\_\_\_\_



# Extra Grammar Practice

When **does** he/she **get up**?

He/She **gets up** at 6:00.

When **do** you/they **go to bed**?

I/They **go to bed** at 8:00.

When **does** the movie **start**?

It **starts** at 7:00.

## 1 Look and match. Then write the questions and answers.



1 When



2 When



do  
does  
they go to school?  
she get up?  
she go to bed?  
he finish school?



3 When



4 When



1 \_\_\_\_\_ ?

2 \_\_\_\_\_ ?

3 \_\_\_\_\_ ?

4 \_\_\_\_\_ ?

How did I do?








# Extra Grammar Practice

|  |  |
|--|--|
| <b>Do</b> you <b>like</b> fruit?       | Yes, I <b>do</b> . I like apples and bananas.<br>No, I <b>don't</b> . I like cheese.                                   |
| <b>Do</b> they <b>like</b> vegetables? | Yes, they <b>do</b> . They like carrots and potatoes.<br>No, they <b>don't</b> . They like fruit.                      |
| <b>Does</b> he/she <b>like</b> fruit?  | Yes, he/she <b>does</b> . He/She likes pineapple and strawberries.<br>No, he/she <b>doesn't</b> . He/She likes yogurt. |

## 1 Read and circle.

- Do / Does** she like chicken? No, she **don't / doesn't**.  
She likes sandwiches.
- Do / Does** they like snacks? Yes, they **do / does**.
- Do / Does** she like cheese? Yes, she **do / does**.
- Do / Does** they like tomatoes? No, they **don't / doesn't**.  
They like potatoes.
- Do / Does** you like strawberries? Yes, I **do / does**.  
I love strawberries!

## 2 Look and write the questions and answers.

|   |              |         |   |
|---|--------------|---------|---|
| 1 | you          | bananas |  |
| 2 | Emma         | apples  |  |
| 3 | Sue and Hugo | carrots |  |

- \_\_\_\_\_ you \_\_\_\_\_ bananas? \_\_\_\_\_
- \_\_\_\_\_ she \_\_\_\_\_ apples? \_\_\_\_\_
- \_\_\_\_\_ they \_\_\_\_\_ carrots? \_\_\_\_\_



# Extra Grammar Practice

**Can** a kangaroo jump? Yes, it **can**.      **Can** an elephant jump? No, it **can't**.


**Can** kangaroos jump? Yes, they **can**.      **Can** elephants jump? No, they **can't**.

## 1 Read. Circle T for true or F for false.

- |                           |   |   |
|---------------------------|---|---|
| 1 Cheetahs can run.       | T | F |
| 2 A giraffe can fly.      | T | F |
| 3 A polar bear can jump.  | T | F |
| 4 An elephant can talk.   | T | F |
| 5 Hippos can climb trees. | T | F |
| 6 Kangaroos can swim.     | T | F |

## 2 Look at 1. Correct the false sentences. Use **can't**.

- \_\_\_\_\_
- \_\_\_\_\_
- \_\_\_\_\_
- \_\_\_\_\_



## 3 Write the questions. Use the words in the box. Then write the answers.

chase fly talk write

- |                                    |             |
|------------------------------------|-------------|
| 1 Can a cheetah _____ a zebra?     | Yes, _____. |
| 2 _____ a cheetah _____?           | No, _____.  |
| 3 _____ cheetahs _____?            | No, _____.  |
| 4 _____ cheetahs _____ their name? | No, _____.  |

How did I do?



## Extra Grammar Practice

|                                      |   |
|--------------------------------------|---|
| What does he/she do in January?      | He/She <b>always</b> has a New Year's party in January.         |
| What do they do in the spring?       | They <b>always</b> play basketball in the park.                 |
| Do you go on vacation in the winter? | No, I/we don't. I/We <b>never</b> go on vacation in the winter. |

### 1 Read and circle. Answer about you.

- Do you start school in September?  
**Yes / No.** I **always / never** start school in September.
- Does your father like to read books?  
**Yes / No.** He **always / never** reads books.
- Do you like to swim in the winter?  
**Yes / No.** I **always / never** swim in the winter.
- Does your family go on vacation in the fall?  
**Yes / No.** We **always / never** go on vacation in the fall.
- Does your mom celebrate her birthday in the spring?  
**Yes / No.** She **always / never** celebrates her birthday in the spring.

### 2 Look at the calendar. Write **always** or **never**.

**Anna:** What does he do in January?

**Bill:** He <sup>1</sup>\_\_\_\_\_ celebrates New Year's Day.

**Anna:** Does he celebrate the New Year in February, too?

**Bill:** No. He <sup>2</sup>\_\_\_\_\_ celebrates the New Year in February! That's silly.

| January             |     |      |     |     |     |     |
|---------------------|-----|------|-----|-----|-----|-----|
| Sun                 | Mon | Tues | Wed | Thu | Fri | Sat |
| 1<br>New Year's Day | 2   | 3    | 4   | 5   | 6   | 7   |
| 8                   | 9   | 10   | 11  | 12  | 13  | 14  |
| 15                  | 16  | 17   | 18  | 19  | 20  | 21  |
| 22                  | 23  | 24   | 25  | 26  | 27  | 28  |
| 29                  | 30  | 31   |     |     |     |     |





just got **BIGGER!**

**Big English 2nd edition** builds on the firm foundations and big ideas of the first edition and brings exciting new features and components to help young learners progress and communicate confidently.

Three academic pillars prepare students for the challenges they will find in today's world:

- **CLIL** motivates students to explore and enquire, by integrating meaningful content from other areas.
- **21st century skills** empower students to get ahead in a changing world: collaborating, communicating, thinking critically and working creatively.
- **Assessment for Learning** develops the confidence students need to succeed in English and in life.

**Think BIG! Dream BIG!**

[English.com/BigEnglish2](http://English.com/BigEnglish2)



|         | CEFR   | GSE   | YLE      |
|---------|--------|-------|----------|
| LEVEL 1 | <A1    | 14-27 | Starters |
| LEVEL 2 | <A1/A1 | 17-33 | Starters |
| LEVEL 3 | A1/A2  | 20-37 | Movers   |
| LEVEL 4 | A2/A2+ | 23-40 | Movers   |
| LEVEL 5 | A2/B1  | 26-44 | Flyers   |
| LEVEL 6 | A2+/B1 | 29-47 | Flyers   |

